








WATERPROOF



|                  |  |
|------------------|--|
| Código artículo  | 86.I007.3401.03  |
| Tipo de producto | Indoor   |
| Categoría        | Industrial   |
| Familia          | WATERPROOF   |
| Pictograms       | <div><div> 220<br/>240 V</div><div> 850°</div><div> CRI<br/>80</div><div> SDCM<br/>3</div></div> <div> On<br/>Off</div> <div> IP<br/>65</div> <div> 50000h<br/>L70B50</div> |

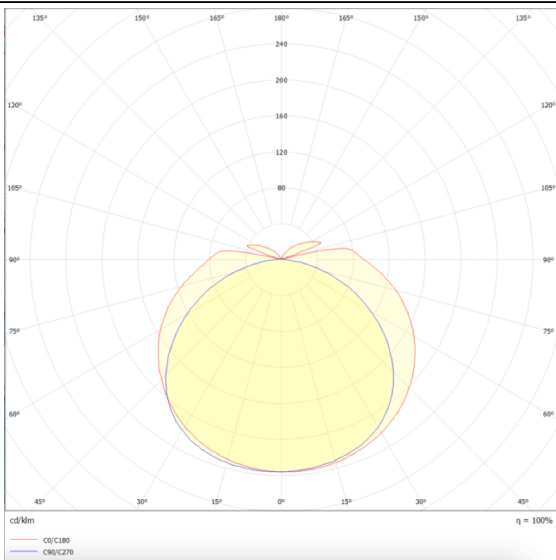
Dimensions

Product dimensions (mm) 1200x69x72

Esquema



Curva fotométrica



|                              |               |
|------------------------------|---------------|
| Producto                     |               |
| Potencia real (W)            | 24            |
| Flujo luminoso real (lm)     | 3360Lm        |
| Eficacia luminosa (lm/W)     | 140           |
| Ángulo de apertura           | 120           |
| Life time (h)                | 50000h L70B50 |
| IP                           | 65            |
| Equipo                       | ON-OFF        |
| Temperatura de color (K)     | 4000          |
| Consistencia de color (SDCM) | SDCM<3        |
| CRI                          | 80            |
| IK                           | 08            |